



SWASTIK PUBLIC SCHOOL

*HOLIDAYS
HOMEWORK
FOR
NURSTERY*




DEAR PARENTS

We know summer holidays are the time of the year when you get an opportunity to spend time with your child. To keep the little ones indoors in the sweltering heat and to utilize their time in creative activities, we have attempted to design meaningful creative activities to occupy the kids in their free time. We wish you have an enjoyable summer vacation with your kids. Here are few tips which will engage your kids in holidays:



1. Suggested Books

Books are a man's best friend. Buy different picture books, colouring books and story books for your child. Let the child do picture reading, colour the sheets in colouring book and recall the characters and incidents of the story.



2. Know your Home

Play different games with your kids to encourage them to express freely and make them more responsible. It is going to increase their self-confidence and help them grow into as independent and confident individual. Collect things that belong to different rooms in the house and ask your child to name the objects and the room which they belong to. Help them to place the things back at the right place.



3. Suggested T.V Channels

-  Baby T.V.
-  Discovery kids
-  Disney Junior



4. Suggested Movies

-  The Jungle Book
-  Good Dinosaur



5. Get Close to Nature

Take your child for regular morning walk to breathe in fresh air. Make him aware of the benefits of morning walk and tell him/her about different types of plants, flowers and birds so he/she can generate love for nature.

6. Let's converse in English

How are you? I am fine, Thank you.

I am thirsty, Please give me water.

I am hungry, Please give me food/fruit.

I have finished my work/food.

Please open/close my bottle/tiffin/bag.

Please switch on/off the light/fan.


How are you ?

I am fine, Thank you



7.Home Assignment

Take a print out of worksheets and help your child to complete them.



8.Practice Work

Instruct your child to do 5 pages of alphabets and 5 pages of digits done in the class.

9.Project Work



❖ Prepare five flash cards on A4 size sheet and get them laminated according to roll no. and topics which have been mentioned below:-

Roll No.

1 to 4

Fruits

5 to 8

Vegetables

9 to 12

Animals

13 to 16

Birds

17 to 20

National Symbols

21 to 24

Means of Transport

25 to 28

Means of Communication

❖ Prepare a chart on A4 size sheet according to roll no. and topics given below:-

Roll No.

29 to 31 National Festivals (any one)

32 to 35 Religious Festivals (any one)

36 to 38 Seasons (any one)

39 to 41 Health & Hygiene



MOUSE SKILLS

- *Many students enter pre-primary with a basic knowledge of digital devices like i-Pads and smart phones, but this rarely includes the use of a Mouse.*
- *The children need to know the basic skills – click, double-click, right-click, drag-drop, and hover.*
- *Mouse helps develop eye hand coordination and motor skills.*
- *Mouse skills are required to be taught to the children. They don't come intuitively like keyboarding to a child.*



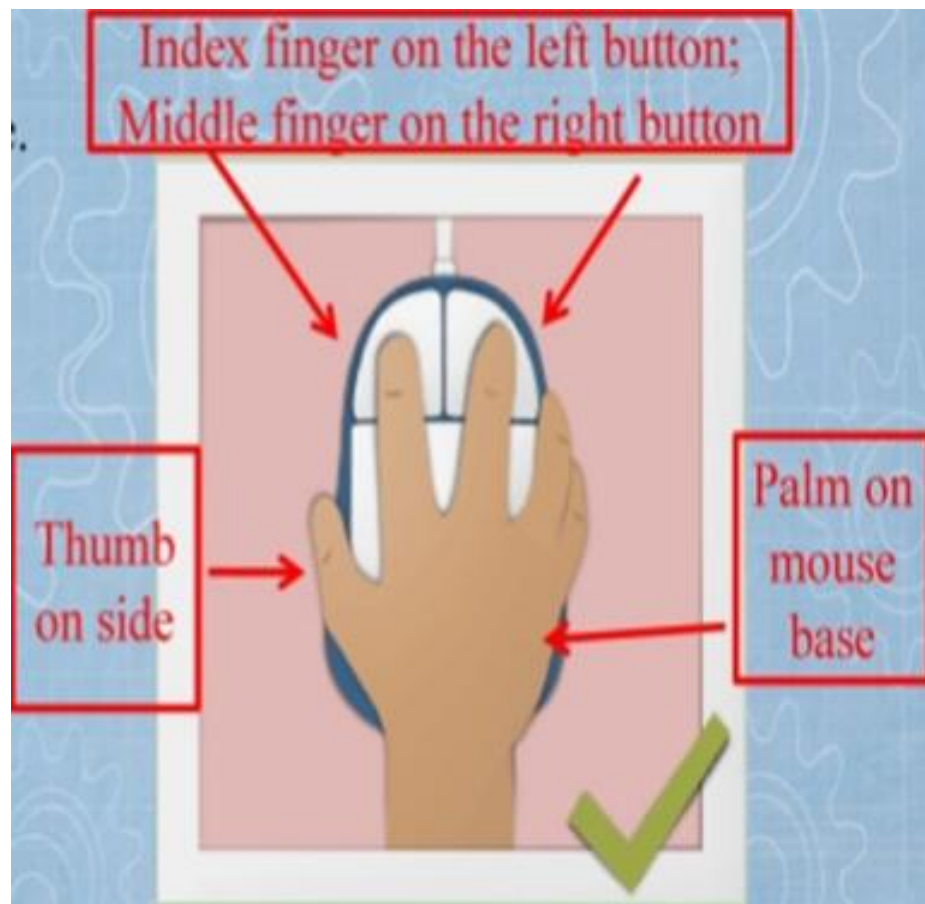
D/P

Kindly help your child learn the technique of holding a Mouse at home.

Practice the mouse skills with your ward regularly to help him learn.

The following links can be practiced at home to improve Mouse skills.

<http://minimouse.us/>



Celebrate Father's Day(17 June)

"A Dad is someone who holds you when you cry, scolds you when you break the rules, shines with pride when you succeed and has faith in you even when you fail"

Arrange a surprise party for your Father with the help of your mother by preparing a sandwich and lemonade with your little hands. And decorate a card and give it to your father.

Let's celebrate International Picnic Day



18th June is an International Picnic Day, plan a picnic and collect memorable pictures and prepare a collage on A4 size sheet.



❖ Submission

- *Notebooks, Project work & Home Assignment on 12th July*
- *Books on 16th July*

❖ Prepare your child for the forthcoming competition

- *Colouring competition*





*HAPPY
HOLIDAYS*




Trace the dotted lines from left to right using a thick crayon



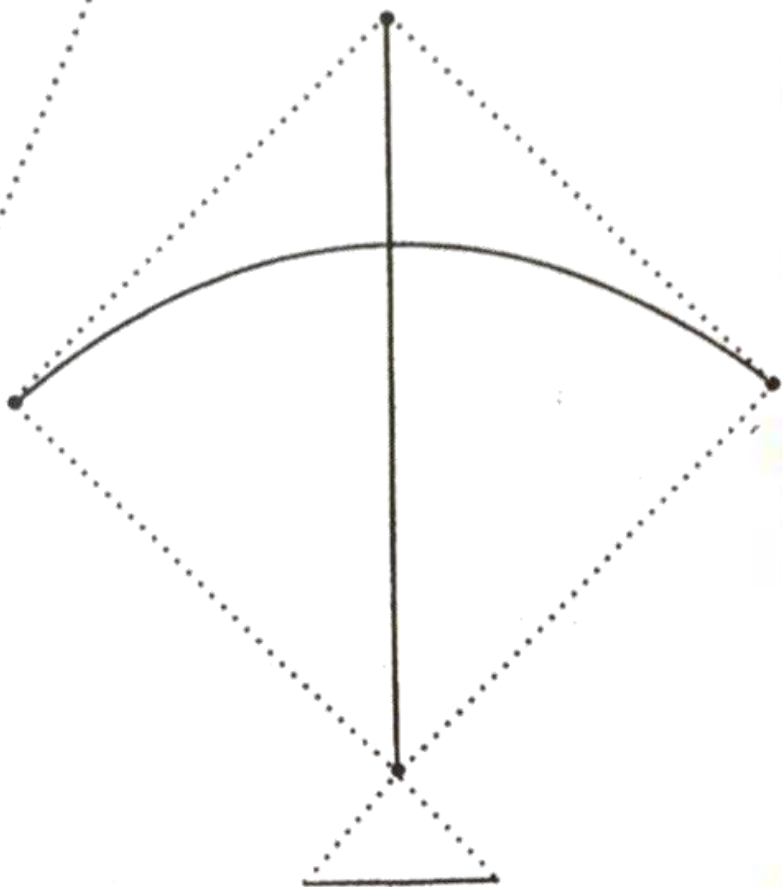



Stick bindi of red colour to complete the apple tree






Join the dots and colour the pictures






Join the dots and
Colour the picture





EXPLORE AND LEARN

Visit the park and collect big and small leaves and paste here.






FORMATION OF ENGLISH, HINDI & MATHS

A	B	C	D	0
E	F	G	H	1
I	J	K	L	2
M	N	O	P	3
Q	R	S	T	4
U	V	W	X	5
	Y	Z		6
				7
				8
				9
				10
अ	अः	उ	उः	
अि	अिः			



The Wise OWL

- Colour ME...
- Paste pencil shavings & bring my feathers back.



HAPPY FATHERS DAY

Paste the photo
of your Dad

SUPER
DAD

MY DAD IS MY SUPER HERO

LUV YOU DAD

SWASTIK PUBLIC SCHOOL

CLASS-NURSERY

SUMMER HOLIDAY HOMEWORK

ENGLISH

Write down the letters related to sleeping, slanting and standing lines.
examples (L, T, I, E, F, H, M, N, O, P, A)- 10 Times.

RHYMES

Love God

Try again

HINDI

अ से अः तक लिखो ! (20 बार)

कविता

आसमान के तारे

परी

MATHS

Write down the counting 1 to 20 (10-10 times)

ACTIVITY

Make a chart of big and small objects.

Gk

Learn Self introduction which was already written in your almanac.

Learn parts of body which is given in your gk book.