

SWASTIK PUBLIC SCHOOL 😊

SUMMER HOLIDAY HOMEWORK Class - III



Summer Vacation is probably the best time of the year for you all; it's time for loads of fun, though we can't go out but getting pampered to no end and of course bonding with distant cousins can be done virtually.

School is fun too, with learning happening at all times, summer vacation can also be a time for learning with lots of activities around.

Here are a few tasks for you to complete during the vacation. Do remember to complete the given tasks after reading them carefully.

Some Tips to make this holiday special:

- Have a family dinner every day of the holidays.
- Play board games with your parents and siblings and show them who is the smartest.

Spend some quality time with an elderly person in the family



Some useful tips for summer vacation

Some dos and don'ts during summer vacation:

Do's

- ❖ Eat a nutritious diet with plenty of water. Include citrus fruits (orange, lemon, grapefruit) and vegetables which are rich in vitamin C, vitamin D containing foods (cheese, egg yolks) and zinc-containing foods (legumes, lentils, beans, and nuts).
- ❖ Wash your hands frequently, always with soap and water for at least 20 seconds or frequently use alcohol-based hand rub.
- ❖ Wear light cotton clothes.
- ❖ Protect yourself and others.
- ❖ Be a leader in keeping yourself, your school, family and community healthy.
- ❖ Cough and sneeze into a tissue or your elbow and avoid touching your face, eyes, mouth and nose.
- ❖ Share what you learn about preventing disease with your family and friends, especially with younger children.



Don'ts:

- ❖ Do not share cups, eating utensils, food or drinks with others.
- ❖ Do not have close contacts with a sick person.
- ❖ Do not participate in large gatherings.
- ❖ Do not touch your face, nose and eyes without washing hands.
- ❖ Don't dirty your place of living.
- ❖ Don't have junk food.
- ❖ Don't watch too much TV.
- ❖ Don't waste time being lazy.

CLASS-III
SUBJECT: ENGLISH

Q1) Read the passage and answer the questions that follow.

Ten minutes later I undid my seat straps, pushed gently on the sides of my seat, bent my knees and floated slowly backwards out of my seat. I sat on the ceiling of my cabin and smiled down at Mary.

Mary also undid her straps and pushed the seat. But she pushed too hard and shot up to the ceiling. Helen and I had to catch her.

I really love floating in space. We know people on the earth were watching us and we tried to put on a really good show. We probably looked like three people swimming under water.

Then we strapped ourselves into our seats and had our first meal. That's a difficult thing, too. If you don't spear the food properly with a fork, it floats away all over the place. Most of Mary's food floated away. We had to chase it round the cabin. The TV audience loved that.

1. Why were the women floating and not walking?

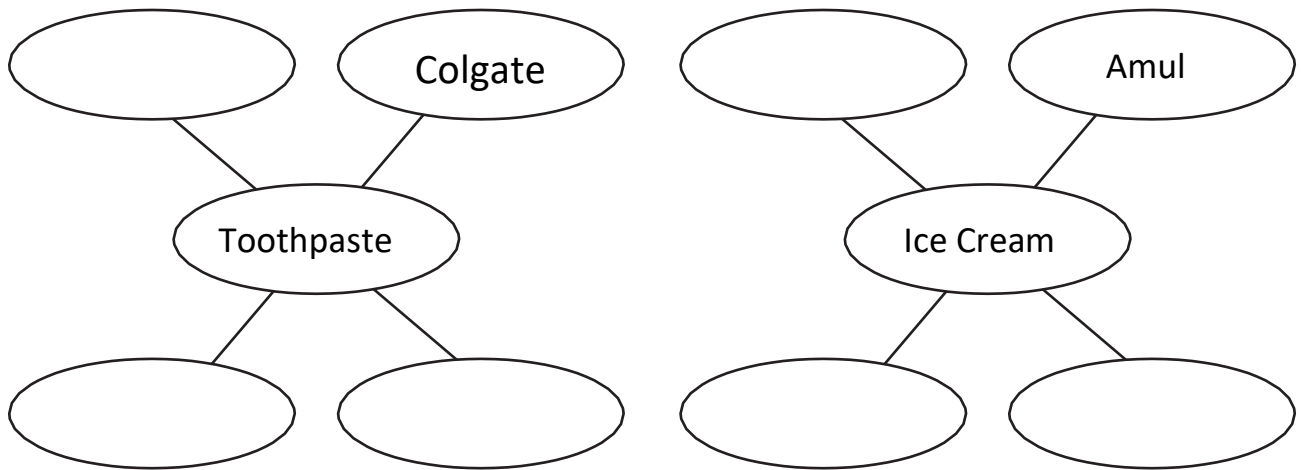
2. Where did the writer sit?

3. Why did the three astronauts put up a really good show?

4. What did they pierce their food with?

5. What did the TV audience love? Why do you think they enjoyed it?

Q2) Write proper nouns (special names) for the following common nouns.



Q3) Rewrite the following sentences changing the gender of the underlined nouns.

1. The bridegroom was a young man.

2. My sister knows your husband.

3. My uncle is a good host.

4. This girl is my niece.

5. The headmaster advised the boys to work hard.

Q4) Circle the odd one out.

- | | | | | | |
|----|---------|---------|--------|---------|---------|
| 1. | sty | den | nurse | nest | hive |
| 2. | steel | wood | iron | brass | book |
| 3. | teacher | library | doctor | patient | lawyer |
| 4. | Yamuna | coffee | Thames | Nile | Narmada |
| 5. | calf | puppy | dog | kitten | cub |

Q5) Write the common nouns for these groups of proper nouns.

1. New York, Delhi, NAGPUR

- ## 2. India, China, Pakistan

- ### 3. BPL, Videocon, Sony

- #### 4. Mahabhartar , Bible , Bhagwat Geeta

- ## 5. Rajiv Gandhi, Narendra Modi

Q6) Write a short paragraph in about 40-50 words on “ A Visit to Zoo ”.Use these Value points to write the paragraph.

- How did you get the chance for this trip?
- What preparations did you do for this trip?
- What all did you see in the zoo?
- What did you enjoy the most there?
- What all activities did you do there?
- Why are animals important for us?

Ans-

Q7) Write summary of the lesson 1 from FRAMES –Book in about 40-50 words.

Ans- _____

ACTIVITIES

ACTIVITY I-Make two book marks mentioning Gender List (25 Words – Masculine to Feminine Gender) & Number List (25 Words –Singular to Plural Noun). Decorate the book marks with beautiful designs.

Activity II-Make a colorful flower and mention important points to keep your safe during Covid-19 on its petals.

Apart from the holiday homework students are advised to:

- **Practice**
English-cursive handwriting-two pages every day.



हिंदी

नाम.....



कक्षा – 3

सोचिए समझिए और करिए –

प्रश्न 1– 'र' कई तरह से लिखते हैं। शब्द पढ़ो और सही जगह में लिखो–



प्रश्न 2— दिशाओं के नाम लिखो —



(क) सूर्य से निकलता है और
में डूबता है।

(ख) हिमालय भारत के में है।

(ग) कन्याकुमारी भारत के में है।

प्रश्न 3— हिन्दी के समाचार-पत्र और पत्रिकाएँ पढ़ो। किन्हीं दो के नाम लिखो।

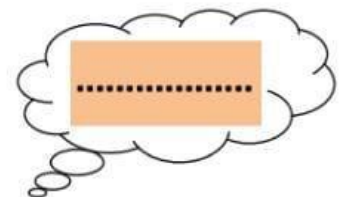
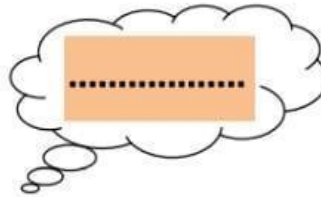
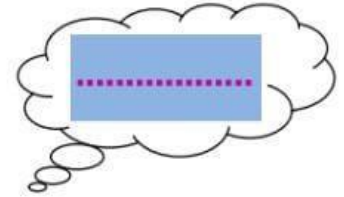
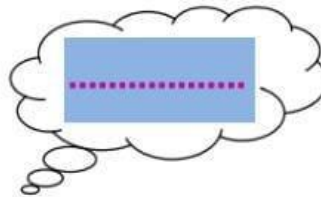
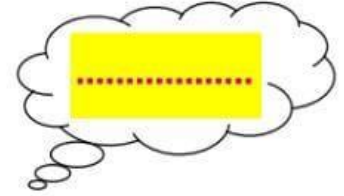
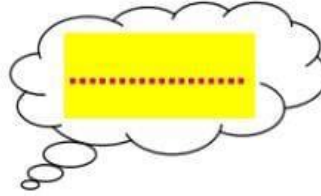

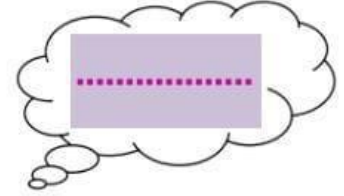
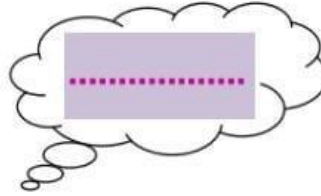
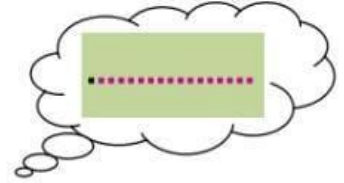
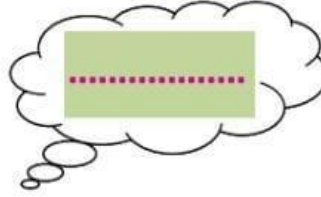
समाचार-पत्र

पत्रिकाएँ

.....

.....

प्रश्न 4- चित्र पहचानकर उनके दो-दो पर्यायवाची लिखिए -



प्रश्न 5— चित्र देख कर कहानी पूरी करो —



एक दिन एक



shutterstock - 141664171

के किनारे टहल रहा

था । उसने एक



को



shutterstock - 141664171

में तैरते

देखा । उसने सोचा कि मैं भी तैरूँगा । उसे



के नीचे एक



दिखाई दी ।



को उठा लाया । उसने



को उलटा करके



shutterstock - 141664171

में

डाला और उछल कर उसमें बैठ गया ।




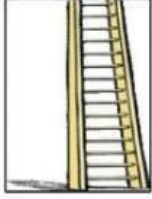














और



दोनों साथ-साथ तैरने लगे ।

प्रश्न 6 – चित्र देख कर निम्न वर्ग पहेली में उनके नाम ढूँढो और
खानों में भी रंग भरो—

								
	सि	पा	ही	ज	प	पी	ता	
	क	ग	रा	नी	ब	ला	उ	
	सी	ढी	ज	ढ	ध	ड	जी	
	टी	ठ	म	ग	र	म	भ	
	छ	द	क	भ	ती	र	म	
	ल	क	ड़ी	ज	प	न	घ	
	क्ष	ली	फ	रे	ल	गा	ड़ी	

प्रश्न 7— निम्नलिखित अंग्रेजी अंकों को हिंदी अंकों व शब्दों में लिखिए—


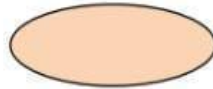
गिनती

अंग्रेजी अंक


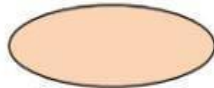
हिंदी अंक

शब्दों में

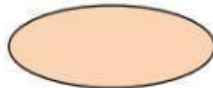
49




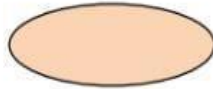
39



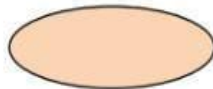
53




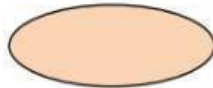
46




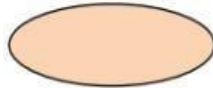
45




29



36



35



प्रश्न 8- चित्र वर्णन करिए-



.....

.....

.....

.....

.....

.....

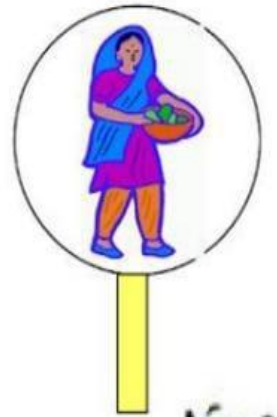
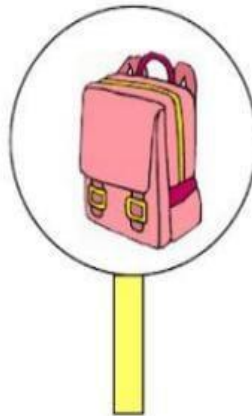
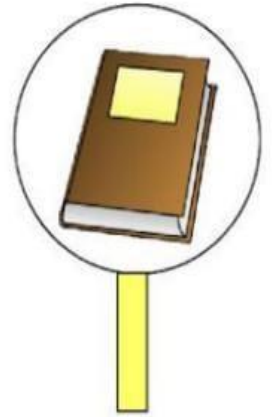
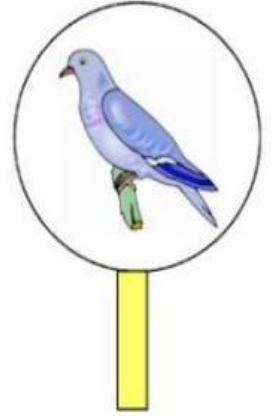
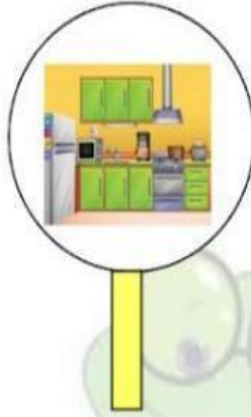
.....



संज्ञा

वर्ग के अनुसार चित्रों को छाँट कर अलग करो –

● व्यक्ति, ● जानवर, ● स्थान, ● वस्तु



संज्ञा

वर्ग के अनुसार चित्रों में रंग भरो -

व्यक्ति - ● जानवर - ● स्थान - ● वस्तु - ●



○



○



○



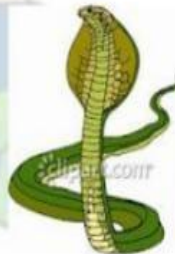
○



○



○



○



○



○



○



○



○



दिन , महीने और साल



(क) रविवार का दूसरा नाम है।

(ख) गणतंत्र दिवस को मनाया जाता है।

(ग) साल के पाँचवे महीने का नाम है।

(घ) 'श' से शुरू होने वाले दिन और हैं।

(ङ) किसमस को मनाया जाता है।

(च) मेरा जन्मदिवस के महीने में आता है।



बताओ तो जानें -

(क) सप्ताह के आखिरी दिन का नाम -

.....

(ख) कौन से महीने में 28 दिन होते हैं ?

.....

(ग) साल के पहले महीने का नाम -

.....

(घ) गाँधी जयंती किस महीने में मनाई जाती है ? -

.....

(ङ) साल के आखिरी महीने का नाम -

.....

(च) 'इतवार' का दूसरा नाम -

.....

रचनात्मक कार्य

कोरोना वैश्विक महामारी के बारे में आप क्या
जानते हैं, यह कैसे फैलती है, इससे बचने
के उपाय लिखिए व एक पोस्टर बनाइए।



.....

.....

.....

.....

.....

.....

.....



ENJOY

YOUR

SUMMER

VACATION

CLASS-III

SUBJECT: MATHEMATICS

WORKSHEET- 1

1. Circle the largest number-

- a) 526 517 562 518
- b) 679 697 687 678
- c) 3298 3169 3578 3346
- d) 8123 8569 8268 8939

2. Write the place value and face value of each digit in the following numbers -

- a) 5467
b) 2583
c) 3729
d) 5094

3. Put the correct sign >, < or =.

- a. 3,678 5,869
- b. 1,359 1,245
- c. 6,891 9,895
- d. 2,013 3,102

4. Write each of the following in the expanded form.

- a) 7651 = _____
- b) 8093 = _____
- c) 8666 = _____

5. What comes before and after to the given numbers?

S.NO	BEFORE	NUMBERS	AFTER
a		789	
b		5299	
c		599	

6. Write the name of each of the following numbers -

- a) 525

b) 320

c) 927

7. Complete the series:

a)

2001	2002			2005
2006		2008		
2011			2014	

b)

8601		8603		8605
	8607		8609	
8611			8614	
	8617			8620

8. Write the short form of the following----

a) $900 + 30 + 2 = \underline{\hspace{2cm}}$

b) $700 + 2 = \underline{\hspace{2cm}}$

c) $100 + 20 + 3 = \underline{\hspace{2cm}}$

9. Circle the smallest number.

a) 412, 455, 318, 680

b) 213, 549, 414, 893

c) 766, 805, 795, 545

10. Write the numeral for each of the following ----

a) Seven thousand eight hundred and ninety-two _____

b) Five thousand six hundred and twenty-one _____

c) Nine thousand nine hundred and ninety-nine _____

d) Six thousand and six hundred _____

TOPIC: NUMBERS

WORKSHEET: 2

1. Circle the odd numbers and underline the even numbers.

- | | | | |
|----------|-------|-------|-------|
| a) 4,261 | 4,172 | 4,677 | 4,184 |
| b) 279 | 397 | 487 | 578 |
| c) 6,298 | 6,169 | 7,578 | 8,346 |
| d) 9,123 | 9,569 | 9,268 | 9,939 |

2. Write the predecessors of the following ----

- a) 2,140
- b) 4,362
- c) 4,159
- d) 7,789

3. Put the correct sign >, < or =

- | | | |
|----------|----------------------|-------|
| a) 3,678 | <input type="text"/> | 5,869 |
| b) 1,359 | <input type="text"/> | 1,245 |
| c) 6,891 | <input type="text"/> | 9,895 |
| d) 2,013 | <input type="text"/> | 3,102 |

4. Arrange each of the following in ascending order.

- | | |
|-------------------------------|-------|
| a) 1,112, 336, 9,001, 8,213 | _____ |
| b) 5,539, 5,583, 5,577, 5,561 | _____ |
| c) 6,666, 6,869, 6,787, 6,582 | _____ |

5. Write the Roman numerals for each of the following----

SNO	NUMBERS	ROMAN NUMERALS
a	27	
b	35	
c	19	

6. Write the predecessor and successor of the following

a) 48

b) 273

c) 787

7. Form the greatest and smallest 4-digit numbers with given digits.

4

6

5

2

8. Arrange each of the following in descending order.

a) 3,638, 5,120, 845, 4,133 _____

b) 2,002, 2,023, 2,046, 2,071 _____

c) 745, 3,445, 434, 4,523 _____

d) 7,118, 6,232, 5,261, 6,318 _____

9. Form four different numbers with given digits

a)

5

2

6

0

b)

8

9

0

4

c)

5

1

7

3

➤ **TASK- 1**

- ❖ Revise chapter 1 and 2.
- ❖ Solve the worksheets given.
- ❖ Learn tables 2 to 10.

➤ **ACTIVITY 1- ODD AND EVEN POT**

STEPS:-

- Create two pots for Odd and Even numbers on a coloured sheet.
 - Go around in your house taking number suggestions from your family members and friends. (1-200)
 - Write those numbers on different coloured flowers and stick them on a thin hard surface for stability.
 - Segregate those numbers into Odd and Even and stick the flowers inside the correct pot.
- **Video link for reference :**
- <https://www.youtube.com/watch?v=5aMiAFKL9ts>



➤ ACTIVITY 2- FLASH CARD

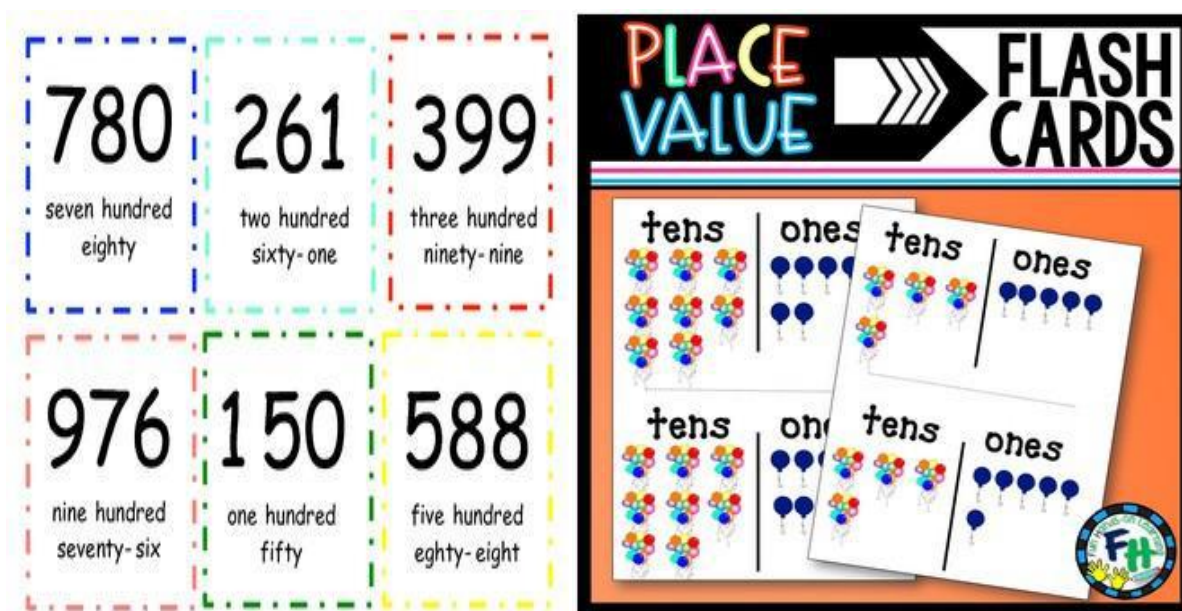
By using flashcards form a 4-digit number and write its number name, place value, successor and predecessor. Click on the reference link-
<https://youtu.be/SWgpB3N30g0>



Steps:-

- Choose any 4- digit number of your choice.
- Write down its number name, place value, successor and predecessor.
- Use flashcards to show the number chosen.
- Show the predecessor and successor using flash cards.

PICTURES FOR REFERENCE



Apart from the holiday homework students are advised to:

- **Learn " Tables"** from (2 to 20) and revise daily.

CLASS-III

SUBJECT: EVS

WORKSHEET-1

1. Write any four ill effects of eating junk food.

1. _____

2. _____

3. _____

4. _____

State whether the following statements are true or false-

- a. Garbage attracts disease causing germs. _____
- b. A clean house is not very important for our health. _____
- c. Pesticides are harmful chemicals. _____
- d. Big cities have multi-storeyed buildings and houses. _____
- e. Microwave cooking is an oldest method of cooking. _____

Choose the correct option-

- a. _____ are mostly found in villages.
 - . Kutcha
 - . Pucca
- b. We must spray our house with _____.
 - .Pesticides
 - .Water spray
- c. We must keep our house neat and _____.
 - .dirty
 - .clean
- d. To stay healthy ,We must drink plenty of _____.
 - .water
 - .cola

WORKSHEET-2

1. Which kind of garbage can be disposed off in the following containers-

a. Biodegradable waste (Green) _____

b. Non-biodegradable waste (blue) _____

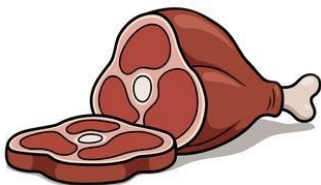
c. Hazardous waste (Red) _____

2. Make a list of healthy five items that you consume without any skip.


3. Classify among the pictures-Energy giving food, Body-building food, Protective food items-



DAL



shutterstock.com · 133260383



ACTIVITY-1

HEALTHY FOOD FOR HEALTHY LIFE

A healthy diet is essential for good health and nutrition. It protects you against many diseases. Eating a variety of food is essential for healthy diet. Prepare a poster of healthy food and give slogan 'THINK HEALTHY FIRST' and make people aware with a need to eat healthy food for better lifestyle. Here is a hint to make a poster.



ACTIVITY-2

HOME SWEET HOME

A home can be made of sticks and mud or great big blocks of snow. A home can be twenty stories tall or in the ground below. A home can be way up on a hill or next to the ocean wide. A home can have a mill above or a chimney on its side. A home can be where you are safe and sound or with family, friends and more .A home can be where you have your heart and all that you adore.

A house is our HOME SWEET HOME. Make a model on different types of houses-Kutchha/pucca house. Choose any one. Take the things easily available at home to give a perfect finish to your model. Here are the hints with the picture and the video link-
https://www.youtube.com/watch?v=3nBnE_th7jl



Apart from the holiday homework students are advised to do the following:

- **Make a poster** with few slogans on the topic "Experience during lockdown - Covid 19" and make a "Thank you card" with a message for the brave fighters of Covid 19 i.e., the *doctors* & *policeman*.

CLASS-III
SUBJECT: COMPUTER
Topic: Computer Hardware & Software

Q1. Fill in the blanks: -

1. A _____ is an electronic machine that takes instructions from us and gives the result after processing.
2. All the physical parts that can be touched and are attached to the computer are called _____.
3. Set of instructions that tell the computer how to do a particular task are called _____.
4. The hardware components that allow you to enter data and instructions into a computer is called an _____ device.
5. The hardware component that shows you the final result is called an _____ device.
6. Input device with many small buttons to enter data into the computer is called a _____.
7. Input device that fits under the palm of your hand is _____.
8. The main storage device that a computer uses to store information is the _____.
9. A printer gives us a _____ copy in the computer.
10. _____ is called the brain of the computer.

Q2. Name two types of Computer :

a. _____ b. _____

Q3. Name any two:

(a) Hardware: _____

(b) Software: _____

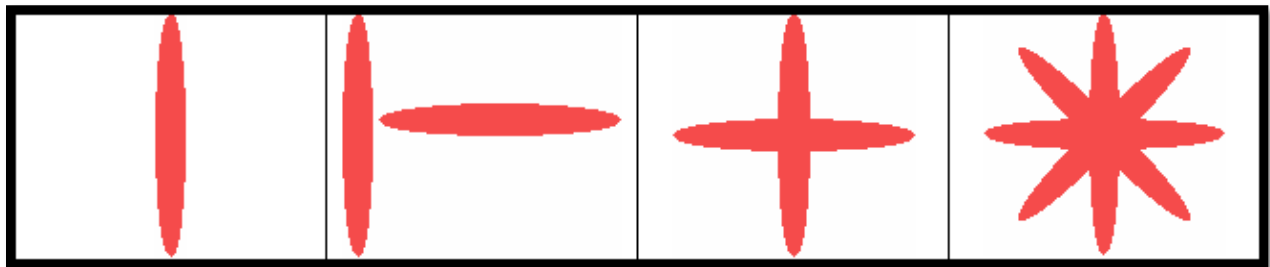
Q4. A computer works on the following principle:

INPUT > _____ > OUTPUT



Activity:


Children you know we can use a computer for painting beautiful pictures. Draw the following figures / scenes using Paint, Tux Paint or any drawing-painting software.

You can follow some simple steps to draw a flower or any other figure. Giving one for example:-



Now try any five out of these:-





You can use <http://www.tuxpaint.org/download/> link to download Tux Paint.

Children if you are not able to draw these shapes/ flowers/ scene, you can draw any five drawings of your choice.

Explore the links given below:-

➤ **Link for Story Books Reading-**

<https://storyweaver.org.in/stories>

www.freekidsbooks.org

<https://youtu.be/HZ3whQGvnuA>

➤ **Link for Online GK Quiz-**

<https://www.proprofs.com/quiz-school/story.php?title=gk-quiz-grade-5>

<https://playquiz2win.com/quiz/gk-for-kids/gk-set-class3to5.php>

➤ **Link for exploring Mother Nature-**

<https://bit.ly/2HENbHI>

<https://youtu.be/V0lQ3lj140>

➤ **Link for Life Skills-**

<https://youtu.be/Dg7e4Mh6oVU>

<https://youtu.be/qjlgCxRWIN8>

➤ **Link for increasing Mental Ability-**

<https://youtu.be/sPRpVL58IKE>

<https://youtu.be/pCpiteBel8E>

Important Pointers for Holiday homework

- Holiday Homework needs to be done in neat handwriting.
 - Activities should be presented beautifully with excellent creativity.
 - Holiday Homework is mandatory to be done by all the students within the stipulated time.
 - Students who won't be able to take out the print out of the Holiday Homework can do it in the notebook only by mentioning the question no. and writing the answers.
 - Holiday Homework will be evaluated in overall result.
-

HAPPY HOLIDAYS!!!

SWASTIK PUBLIC SCHOOL

CLASS-3rd

SUMMER HOLIDAY HOMEWORK

English- learn poem "A dewdrop"

Revise PA1 syllabus ch-1 and ch-2.

Grammar- revise PA1 syllabus (ch-1 to ch-6)

Write down 20 singular and plural noun.

Write 10 examples of gender-(masculine and feminine) on A3 size sheet with picture.

Do one page writing on daily basis.

EVS- learn syllabus of PA 1 exam

Draw internal and external organs on A3 size sheet.

Model- make a human skeleton model.

Maths- learn and write tables from 2 to 20.

Do practice of ch-1 and ch-2 in holiday homework notebook.

Solve 20-20 sums of addition, subtraction and multiplication.

Model- make abacus working model of 4 digit numbers.

Computer- learn and write PA 1 syllabus

Draw the picture of computer and label it.

Define hardware and software.

हिंदी- प्राथमिक परीक्षा का पाठ्यक्रम लिखे व याद करे !

चिड़िया का संसार कविता याद करे !

व्याकरण- पी ए 1 का पाठ्यक्रम लिखे व याद करे !

रोज़ाना एक पेज सुलेख लिखिए !

अवकाश पत्र लिखे व याद करे !

प्रतिदिन समाचार पत्र पढ़े व 10 समाचार अपनी नोटबुक में लिखे !

Gk- revise PA 1 syllabus ch-1 to ch-10 for exam.

Learn and write 20 gk question.

Learn and write self introduction.

Learn and write states and their capitals.

Learn and write 10-10 fruits and vegetables name.

Draw the pictures of sign and symbols on A3 size sheet.

GK QUESTIONS FOR QUIIZ

1. Who is the Father of our Nation?

Answer: Mahatma Gandhi

2. Who was the first President of India?

Answer: Dr. Rajendra Prasad

3. Who is known as Father of Indian Constitution?

Answer: Dr. B. R. Ambedkar

4. Which is the most sensitive organ in our body?

Answer: Skin

5. Giddha is the folk dance of?

Answer: Punjab

6. Who was the first Prime Minister of India?

Answer: Jawaharlal Nehru was the first Prime Minister of India.

7. Which is the heavier metal of these two? Gold or Silver?

Answer: Gold

8. Who invented Computer?

Answer: Charles Babbage

9. 1024 Kilobytes is equal to?

Answer: 1 Megabyte (MB)

10. Brain of computer is?

Answer: CPU

11. India lies in which continent?

Answer: Asia

12. Which country are the Giza Pyramids in?

Answer: The Giza Pyramids are in Egypt.

13. What city is the statue of liberty in?

Answer: The statue of liberty is in New York City

14. How many Cricket world cups does India have?

Answer: India has two cricket world cups.

15. Martyrs' Day is celebrated every year on?

Answer: 30th January

16. Name the first 3 planets in our solar system?

Answer: The first 3 planets in our solar system are mercury, venus, and earth.

17. Which is the longest river on the earth?

Answer: Nile

18. Gir National Park in Gujarat is famous for?

Answer: Lion

19. Which animal has hump on its back?

Answer: Camel

20. Name 3 root vegetables?

Answer: Beets, carrots, and radish are root vegetables.

21. Name the game which is played with bat, ball and wicket?

Answer: Cricket

22. Smallest state of India is?

Answer: Goa

23. Fastest animal on earth is?

Answer: Cheetah

24. Which is the animal referred as the ship of the desert?

Answer: Camel

25. Which plant grows in desert?

Answer: Cactus

26. Highest dam of India is?

Answer: Tehri Dam

27. When do we celebrate our Independence Day?

Answer: 15th August

28. Who wrote the National Anthem - Jana Gana Mana?

Answer: Rabindra Nath Tagore

29. Who is the current Prime Minister of India?

Answer. Narendra Modi

30. Who is the Minister of Home Affairs in India?

Answer. Amit Shah

31. Who is the Minister of Finance in India?

Answer. Nirmala Sitharaman

32. Who is the Minister of External Affairs in India?

Answer. Subrahmanyam Jaishankar

33. Who is the Minister of Defence in India?

Answer. Rajnath Singh

34. Who is the Minister of Health and Family Welfare in India?

Answer. Mansukh Mandaviya

35. Who is the Minister of Road Transport and Highways in India?

Answer. Nitin Gadkari

36. Who is the Minister of Railways in India?

Answer. Ashwini Vaishnaw

37. Who is the Minister of Education in India?

Answer. Dharmendra Pradhan

38. Who is the Minister of Agriculture and Farmers Welfare in India?

Answer. Narendra Singh Tomar

39. Who is the Minister of Women and Child Development in India?

Answer. Smriti Irani

40. Who is the Minister of Law and Justice in India?

Answer. Kiran Rijiju

41. Who is the Minister of Information and Broadcasting in India?

Answer. Anurag Thakur

42. Who is the Minister of Environment, Forest and Climate Change in India?

Answer. Bhupender Yadav

43. Who is the Minister of Commerce and Industry in India?

Answer. Piyush Goyal

44. Who is the Minister of Petroleum and Natural Gas in India?

Answer. Hardeep Singh Puri

45. Who is the Minister of Civil Aviation in India?

Answer. Jyotiraditya Scindia

46. Who is the Minister of Social Justice and Empowerment in India?

Answer. Virendra Kumar

47. Who is the Minister of Youth Affairs and Sports in India?

Answer. Anurag Thakur

48. Who is the Minister of Power and New & Renewable Energy in India?

Answer. R.K. Singh

49. Who is the Minister of Chemicals and Fertilizers in India?

Answer. Mansukh Mandaviya

50. Who is the Minister of Food Processing Industries in India?

Answer. Pashupati Kumar Paras

51. Who is the Minister of Heavy Industries and Public Enterprises in India?

Answer. Prakash Javadekar

52. Who is the Minister of Minority Affairs in India?

Answer. Mukhtar Abbas Naqvi

53. Who is the Minister of Housing and Urban Affairs in India?

Answer. Hardeep Singh Puri

54. Who is the Minister of Rural Development in India?

Answer. Giriraj Singh

55. Who is the Minister of Labour and Employment in India?

Answer. Bhupender Yadav

56. Who is the Minister of Jal Shakti in India?

Answer. Gajendra Singh Shekhawat

57. Who is the Minister of Textiles in India?

Answer. Piyush Goyal

58. Who is the Minister of Tribal Affairs in India?

Answer. Arjun Munda

59. Who is the Minister of Electronics and Information Technology in India?

Answer. Ashwini Vaishnaw

60. Who is the Minister of Ports, Shipping, and Waterways in India?

Answer. Sarbananda Sonowal

SENTENCES WE USE DURING SCHOOL

1. मेम , मेरा काम हो गया ।
Ma'am my work is done.
2. क्या मैं थोड़ी देर के लिए आपकी नोटबुक ले सकता हूँ?
Can I borrow your notebook for some time?
3. मेम हमारी क्लास में डांस का पीरियड है और कोई टीचर नहीं है ।
Ma'am this is our dance period and there is no teacher in the class.
4. मेम मुझे फेविकोल चाहिए सुमिति मेम मंगवा रही है ।
Ma'am I need fevicol, Sumiti ma'am has asked me to get it.
5. मेम मुझे थर्ड क्लास का स्टूडेंट्स अटेंडेंस रजिस्टर चाहिए ।
Ma'am I need 3rd class student attendance register.
6. नेहा मेम ने मंगवाया है ।
Neha ma'am asked me to get it.
7. मेम इसको सिर दर्द हो रहा है ।
Ma'am he is having headache.
8. मेम इसको अपनी तबियत ठीक नहीं लग रही है ।
Ma'am she is not feeling well.
9. मेम ये दोनों बहुत ज्यादा लड़ाई कर रहे थे !
Ma'am these two were fighting a lot.
10. मेम ये दोनों पूरी क्लास को डिस्टर्ब कर रहे हैं !

Ma'am these two are disturbing to all the class.

11. मेम ये मुझे परेशान कर रहा है !

Ma'am he is disturbing me.

12. मेम मुझे इसके साथ नहीं बैठना आप मेरी सीट चेंज करदो!

Ma'am I don't want to sit with him, please change my seat.

13. मेम क्वेश्चन नंबर 4 की सेकंड लाइन का लास्ट वर्ड क्या लिखा है आपने ?

Ma'am what is last word of the second line of question number 4?

14. मेम अभी मिटाना मत, मैं अभी भी लिख रही हूँ !

Ma'ams please do not rub the board I am just writing.

15. मेम मुझे यहाँ से दिख नहीं रहा क्या मैं वहा जाकर बैठ सकता हूँ?

I can't see the board properly from here. Can I go his seat for some time?

16. मेम ये दोनों बहुत देर से बातें कर रहे हैं !

Ma'am these two have been talking for a long time.

17. मेम क्या मैं हरीश सर के पास अपनी नोटबुक चेक करवाने जा सकती हूँ?

Ma'am can I go to Harish sir to get my notebook checked?

18. मेम मेरी नोटबुक चेक करदो !

Ma'am please check my notebook.

19. मेम हरीश सर से कुछ पूछना है , क्या मै जा सकता हूँ?

Ma'am I want to ask something to Harish sir. Can I go?

20. मेम कोई मेरी बात नहीं मान रहा है !

Ma'am no one is listening to me.