

SCHOOL NAME

Hurray ! Summers again and it's time for a break ! Let us break the monotony of doing the same boring home assignments and explore the interesting ongoing themes through different subjects .

There are two themes , labelled as Theme 1 and Theme 2. Choose any one theme and explore about the same through the projects defined under each subject .

Help your parents and siblings in household chores and adopt one responsibility everyday during the holidays.

Wishing you all ' A HAPPY AND HEALTHY ' Summer break !




HOLIDAY HOMEWORK

GRADE NURSERY


Student's Name:- _____

Q. 1- Find 5 differences.




Q. 2- Circle the odd one.

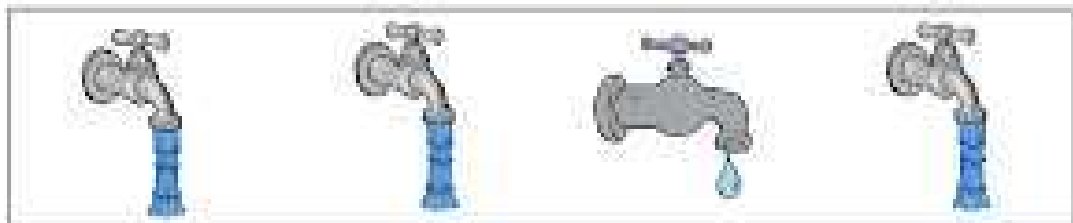
1.



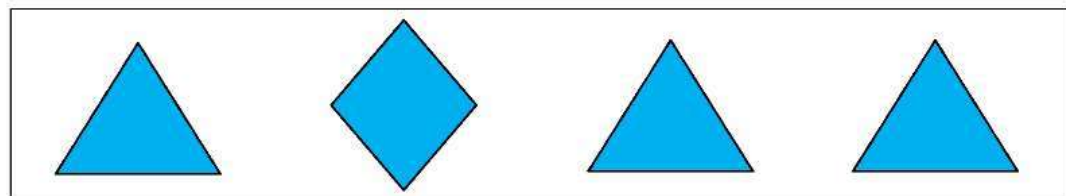
2.



3.




4.



Q. 3- Draw and Colour-

One seed fruit	Many seeds fruit

Q. 4- Do thumb printing in fish.



Q. 5- Cut & paste five different shapes and write their name.

The form consists of five rounded rectangular boxes arranged in two rows. The top row has two boxes, and the bottom row has three boxes. Each box is empty and intended for a student to paste a shape and write its name.

Subject :- Hindi

हिंदी :- अ से ऊ तक एक पेज रोजाना लिखें !

हिंदी बुक :- पेज नं: 12 से 21 तक भरे

(oral) कविता :- शिष्टाचार , पापा लाए नया गुब्बारा , आम फलो का है राजा
(पुस्तक से)

English :-

- Learn and write one page daily A to I

English book :- Do Page No – 31 to 41 (in book)

Rhymes ;-

- Twinkle , Twinkle ,Little Star
- Rain Rain Go away
- Johny , Johny (oral) from book

Subject Maths

DO 1 to 10 counting one page daily

Maths :- Do page no – 28 to 41 (in book)

Drawing :- Page No-11 to 15 in drawing

book

G.k :- Basic G.K

Self Introduction ,parts of body name , Good manners.